REV. MK.	DESCRIPTION	BY	DATE	APRVD.

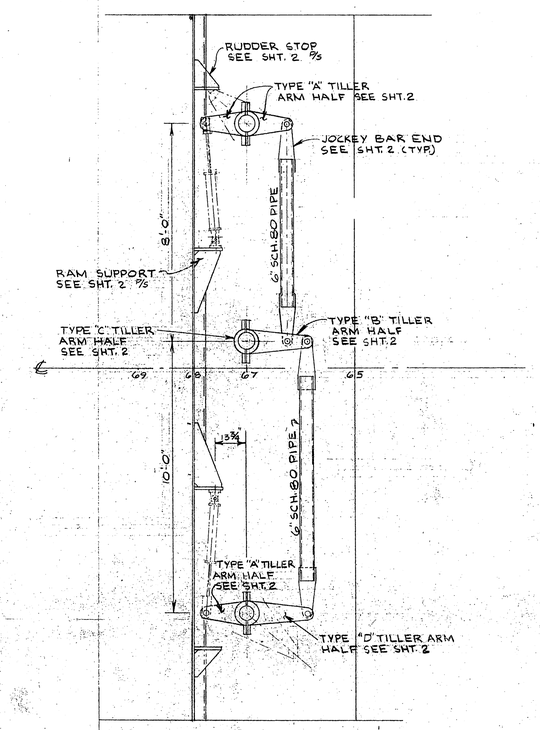

STEERING ARRANGEMENT PLAN
3/8" = 1'-0"

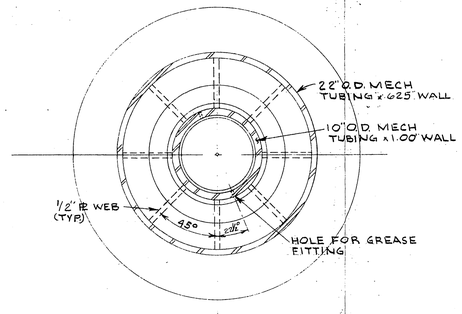

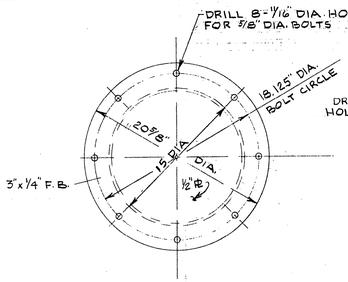

COVER PLATE

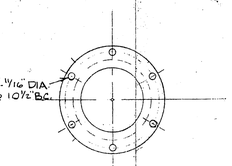

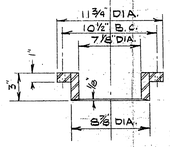

PACKING GLAND
STEEL

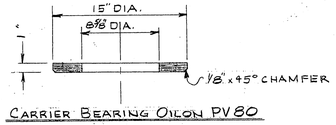

CARRIER BEARING OILON PV80

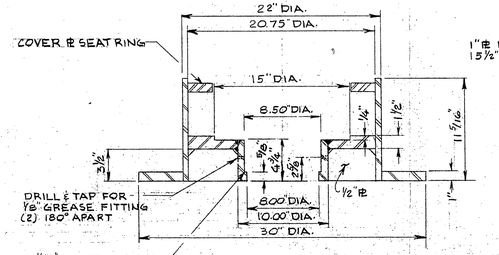

UPPER BEARING HOUSING

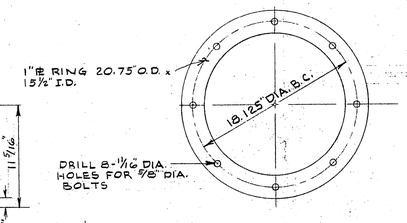

COVER PL SEAT RING

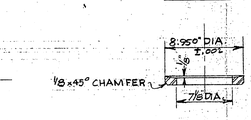

PACKING RING

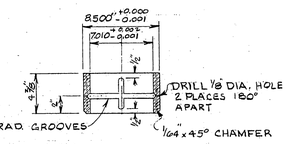

BRZ. SLEEVE BUSHING
TO BE PRESS FIT TO HOUSING

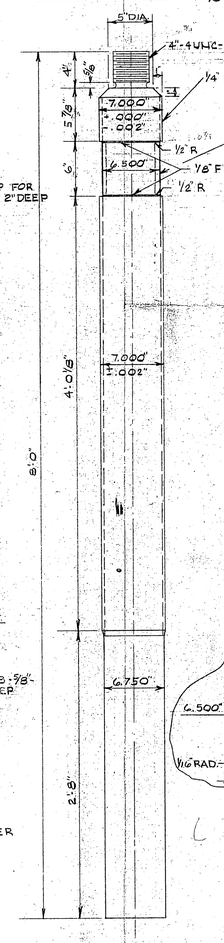

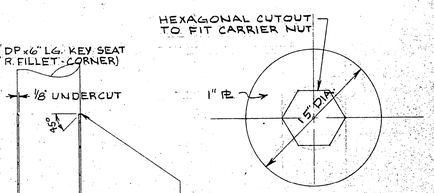

CARRIER PL

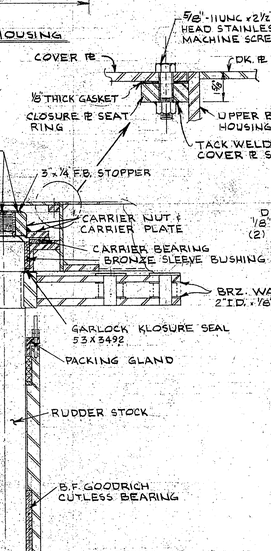

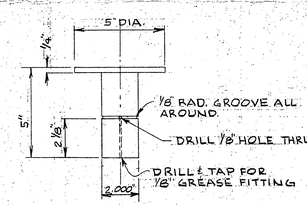

CONNECTING PIN
3" = 1'-0"

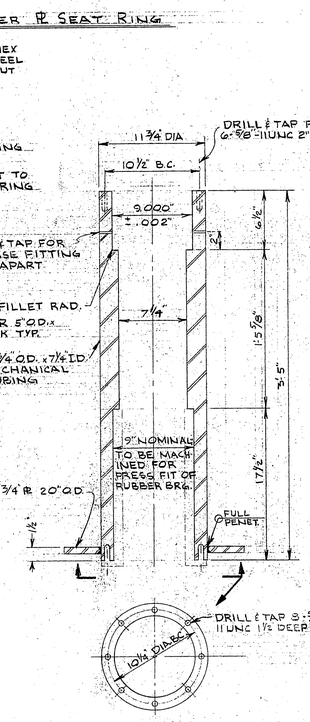

RUDDER TUBE

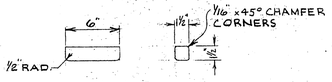

TILLER KEY
ABS. STEEL

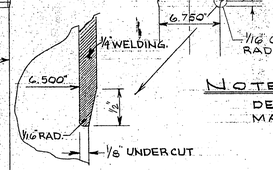

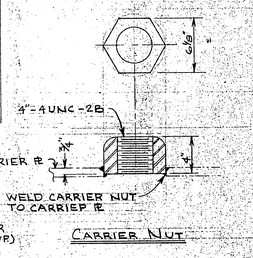

CARRIER NUT

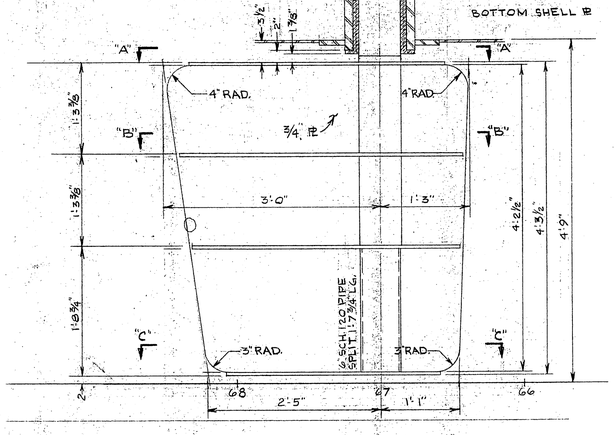

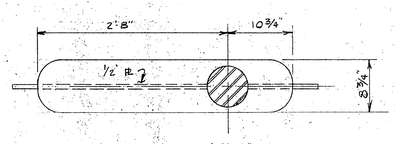

SECTION "A-A"

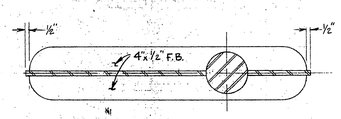

SECTION "B-B"

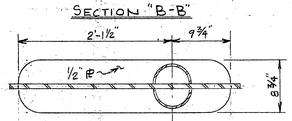

SECTION "C-C"

RUDDER STOCK
ABS. GRADE 2 STEEL
SCALE: 1 1/2" = 1'-0"
(TYP. FOR ALL DETAILS

NOTE:

DESIGN SPEED	12.0 KNOTS
MAX. RUDDER ANGLE	40°

PRELIM

DESIGN ASSOCIATES, INC.
NAVAL ARCHITECTS MARINE ENGINEERS
NEW ORLEANS, LA.

TIDEWATER MARINE SERVICE

143' x 36' x 10' SEISMIC VESSEL

RUDDER ARRANGEMENT & DETAILS

Drawn: B. James	Date:	Checked:
Traced:	Date:	Checked:
Aprvd:	Date:	Scale: NOTED
Sheet 1 Of 2	Drawing No. C-2062-11	Revision Mark. 0

CHALMETTE BLUEPRINT, INC. N44120

GX100